



# 2020 Fast Facts

## Ranking & Alumni

**#17** Graduate Program in the Nation  
(Top 10 Among Public Universities)


**10,236** Alumni



*Ranking by U.S. News & World Report  
Ranked out of 175+ Ph.D.-granting programs*

## Faculty


- 46** Tenured and Tenure-Track Faculty
- 13** Research Faculty, Associates, Assistants and Lecturers
- 9** National Academy of Engineering Members
- 46** Professional Society Fellow Members
- 4** Presidential Early Career Award for Scientists and Engineers (PECASE) Recipients 
- 26** Federal Early Career Awards\* 



*\*NSF CAREER, DARPA YFAs, ONR YIP, ARO YIP, AFOSR YIP*


## Students

### Undergraduate

- 1,197** Undergraduate Students
- 1510** SAT 75th Percentile of Entering Freshmen 
- 4.465** Average Weighted GPA of Entering Freshmen
- 17%** Female Undergraduate Students
- 21%** Undergraduate Underrepresented Minorities

Employers Include: Amazon, Deloitte, ExxonMobil, JHU APL, Lockheed Martin, NAVAIR, Northrop Grumman, Siemens, Stanley Black & Decker, Whiting-Turner

### Graduate

- 401** Graduate Students
- 28** Master's degrees awarded in 2019 
- 53** Doctorate degrees awarded in 2019
- 18%** Female Graduate Students

## Funding

**\$19.8M** Total Research Expenditures

**\$29.7M** Total Department Expenditures



*Based on 2018-19 Finances*